



A clean room makes you feel
youthful and engaging



invacTM
CENTRAL VACUUM SYSTEM

www.invac.in
sales@invac.in

Residential and
commercial line



INVAC

CENTRAL VACCUM SYSTEM

STORM

Dry range models With motors as quiet as 58 decibels. Available in both large and small capacities. This product is suitable to attach liquid separator, allowing it to become Wet & Dry machine.



VARIETY AND CAPACITY

Single or double motors of large capacity



SUPER QUIET

Only 58 Decibels



SOLIDS ONLY

Cleans only solids



PERMANENT FILTER

Permanent SMS filter with SilverClear™ antimicrobial treatment and dust bag included



Model	Airwatts	mmh20	m3/h	Decibels	Motor	Amps	Capacity	Size (cm)
Storm 6	600	3255	290	58	1	7	17	30 Dia x 58
Storm 7	700	3880	315	58	1	7	17	30 Dia x 58
Storm P	700	3880	315	60	1	7	41	30 Dia x 58
Storm 2M	2 x 520	4318	271	72	2	14	41	30 Dia x 58





TYPHOON

Bagless units with powerful, constant suction. Some models can also pick up liquids. Powerful typhoon action makes cleaning on any surface a lot more easier.



BAGLESS SYSTEM

No bag required



OPTIMAL SUCTION

Vaccums with typhoonic effect



OPTIONAL FLOAT

Optional float available



SOLIDS & LIQUIDS





Cleans both solids and liquids



Model	Airwatts	mmh20	m3/h	Decibles	Motor	Amps	Capacity	Size (cm)
Typhoon 11	483	3148	245	66	1	7	46	30 Dia x 95
Typhoon 2M	2 x 355	4191	198	70	2	10.8	46	38 Dia x 95

TECHNO

Most powerful machine in the range. Automatically picks up liquids and drains directly. Self-flushing system provides infinite capacity & simple operation water injectors turn dust into sludge.

- 
BAGLESS SYSTEM
 No bag required
- 
DRAINS DIRECTLY
 Drains directly into your sewer
- 
OPTIONAL FLOAT
 Optional float available
- 
SOLIDS & LIQUIDS
 Cleans both solids and liquids







Model	Airwatts	mmh20	m3/h	Decibles	Motor	Amps	Capacity	Size (cm)
Techno plus	525	3605	215	66	1	8.8	18	30 Dia x 95
Techno plus 2M	2 x 355	4191	198	70	2	10.8	29	38 Dia x 95



COMMERCIAL

Most powerful commercial machine in the range. Automatically picks up liquids and drains directly. Self flushing system provides infinite capacity & simple operation water injectors turn dust into sludge.

- 
BAGLESS SYSTEM
 No bag required
- 
DRAINS DIRECTLY
 Drains directly into your sewer
- 
OPTIONAL FLOAT
 Optional float available
- 
SOLIDS & LIQUIDS
 Cleans both solids and liquids



Model	Airwatts	mmh20	m3/h	Decibles	Motor	Amps	Capacity	Size (cm)
Techno plus 2M	2 x 355	4191	198	70	2	10.8	29	38 Dia x 122
Techno plus 4M	4 x 355	4191	396	72	2 x 2	2 x 10.8	54	38 Dia x 165

ACCESSORIES AND ATTACHMENTS

INV-BR-23DV



SQUEEGEE BRUSH ON WHEELS

INV-BR-19DV



FLOOR BRUSH 12" WITH WHEELS

INV-BR-1801



FLOOR BRUSH WITHOUT WHEELS

INV-BROS-14



REVERSIBLE BRUSH AND SQUEEGEE

INV-BR-1301



FLOOR BRUSH 10"

INV-44-1HFT



HARD FLOOR TURBO BRUSH

INV-CA00121



CARPET BRUSH

INV-TUR5125



CARPET BRUSH WITH WAND

INV-ATT37D



DELICATE DUST BRUSH

INV-MOPME



MOP MICROFIBER

INV-OU45151



UPHOLSTERY TOOL

INV-OU44151



STAINLESS STEEL UPHOLSTERY TOOL

INV-OU13150



CAR WASH TOOL

INV-OU47151



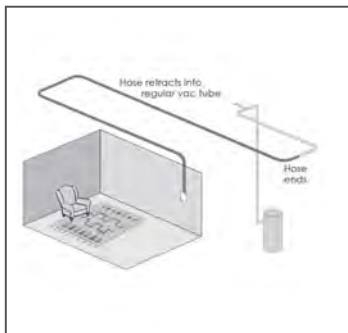
COMMERCIAL WAND

INV-KB20025



WATER PIPER

RETRACTVAC



STANDARD KITS

INVKIT 130B



LAVE05BE



FILTERS

ACTIVAC 2 FILT-O2



FILTERS



INSTALLATION KIT



VACUUM INLETS

